

coordinating decorative accent ideas

Harbour Mist

Tumbled Stone
Sienna Gold/Antalya Dark/
Mediterranean Ivory TS68
Diamond Accent Strip



District Gold

Tumbled Stone
Antalya Dark/Sienna Gold/
Mediterranean Ivory TS67
Diamond Accent Strip



Neighborhood Park

Tumbled Stone
Coral/ Walnut/Sand TS94
Pebble Accent Strip




Village Café

Tumbled Stone
Crema Marfil/Emperador Dark TS57
Scroll Mosaic Accent Strip



Skyline Gray

Morlais
Universal ML10
Decorative Accent



Downtown Nite

Tumbled Stone
Indian Multicolor TS76
Diamond Accent Strip



Seaside Boardwalk

Metal Ages
Polished Pewter MA11
Corbel Accent Strip



Urban Evening

Cristallo Glass
Black Opal CR53
Vine Accent



field tile

Harbour Mist CY01



District Gold CY03



Neighborhood Park CY05




Village Café CY07



Skyline Gray CY02



Downtown Nite CY04



Seaside Boardwalk CY06




Urban Evening CY08




decorative accents

Harbour Mist CY01 Accent



District Gold CY03 Accent



Neighborhood Park CY05 Accent



Village Café CY07 Accent



Skyline Gray CY02 Accent



Downtown Nite CY04 Accent



Seaside Boardwalk CY06 Accent




Urban Evening CY08 Accent




Harbour Mist CY01 Random Linear Brick-joint




District Gold CY03 Random Linear Brick-joint




Neighborhood Park CY05 Random Linear Brick-joint



Village Café CY07 Random Linear Brick-joint




Skyline Gray CY02 Random Linear Brick-joint




Downtown Nite CY04 Random Linear Brick-joint



Seaside Boardwalk CY06 Random Linear Brick-joint









Urban Evening CY08 Random Linear Brick-joint





Each tile is rectified and modular which allows for the use of smaller grout joints

Photo features City View in Downtown Nite 12" x 12" in a diamond pattern.

sizes:	
	24" x 24" Field Tile Nominal: 23-1/2" x 23-1/2" Nominal: 59.5 cm x 59.5 cm 3/8" thick Sq. ft. per carton: 11.62 Pieces per carton: 3
	12" x 24" Field Tile Nominal: 11-5/8" x 23-1/2" Nominal: 29.6 cm x 59.5 cm 3/8" thick Sq. ft. per carton: 11.62 Pieces per carton: 6
	18" x 18" Field Tile Nominal: 17-5/8" x 17-5/8" Nominal: 44.8 cm x 44.8 cm 3/8" thick Sq. ft. per carton: 10.9 Pieces per carton: 5
	12" x 12" Field Tile Nominal: 11-5/8" x 11-5/8" Nominal: 29.6 cm x 29.6 cm 3/8" thick Sq. ft. per carton: 10.65 Pieces per carton: 11
	9" x 18" Random Linear Brick-joint (Mesh-mounted) Nominal: 8-1/2" x 17-5/8" Nominal: 21.6 cm x 44.8 cm 3/8" thick Sq. ft. per carton: 4.36 Sheets per carton: 4
	3" x 12" Accent Nominal: 2-3/4" x 11-5/8" Nominal: 7.0 cm x 29.6 cm 3/8" thick Pieces per carton: 10 (Grout joint recommendation: 1/16", 3/16" when 12" x 12", 12" x 24" & 24" x 24" are used in a pattern.)

approved usage:
Floors, Walls, Countertops & Exteriors




F	W	C	E
Floors	Walls	Countertops	Exteriors





Water, oil, grease, etc. create slippery conditions. Floor applications with exposure to these conditions require extra caution in product selection. For additional product information, refer to "Factors to Consider" at www.daltile.com/ResidentialFactors. Not for use on ramps.

shade variation:	
	High (V3) - Color variation from tile to tile, and within each tile.

durability:	
Floor Wear Resistance	
1	Residential Bathrooms
2	All Residential Areas
3	All Residential/Light Commercial
4	All Residential/Commercial

slip resistance (wet):	
The higher the rating, the higher the slip resistance	
1	<.50
2	.50 - .59
3	≥.60

trim detail:			
Type	Number	Size	
	Bullnose	S-43C9	3" x 12"
	Cove Base	S-36C9T	6" x 12"
	Outcorner	SC-36C9T	1" x 6"

tile pattern guide			
Modular Pattern		Grid Pattern	
			
Grid Pattern with Accent		Diamond Pattern	
			

Note: Since there are variations in all fired ceramic products, the tile and trim supplied for your particular installation may not match these samples. Final selection should be made from actual tiles and trim, and not from tile and trim samples or color reproductions. Manufactured in accordance with ANSI A137.1 standards.

Special care should be taken when grouting with dark pigmented colors. A grout release is recommended to prevent finely powdered pigments from lodging in the pores of the tile surface. Use of a latex modified thin-set is recommended for installation.

Installation Requirement: For proper bonding, medium bed mortar should be utilized in installing tiles with a dimensional length size greater than 20" x 20", large rectangles or tiles with greater dimensional thickness than normal. Back buttering tiles of this nature in the installation process will also assure proper coverage for bonding.



7834 C.F. Hawn Freeway
Dallas, TX 75217
214-398-1411, 800-933-TILE

For more information about DalTile products and services, visit our website at daltileproducts.com